

# KONA Electric









# A future you don't have to wait for.

It's here. Now. Sleeker and more sophisticated, the new Kona Electric features an updated design, the very latest smart tech and with the bonus of an all-electric driving range of up to 484 km\*!



# Electrifying new design.

Sleeker and more refined, we've given the new Kona Electric's uniquely confident design an even more streamlined, athletic look – while still keeping its adventurous SUV flair. The sleek closed grille flows into the Daylight Running Lights stretching elegantly around the side, highlighting a clean, flowing front end that is like nothing else on the road.















# Sleekly sculpted SUV style.

Distinctive and individual, the redesign is characterised by smooth, aerodynamic shapes and sculpted lines that flow harmoniously into the new body colour wheel arch claddings and the exclusive new 17" wheels, highlighting the bold SUV design in the rear as well. And mirroring the unique look of the front end light signature, the sleek new tail lamps now feature horizontally-stretched graphics for an unmistakable look.






# High power. Excellent range. Thrilling acceleration.

Nobody ever said that electric mobility had to be boring. Thrillingly quick off the line thanks to 395 Nm of torque delivered by the all-electric powertrain, this sporty SUV is seriously fun to drive – accelerating from 0 to 100 km/h in only 7.9 seconds. Available with two different powertrain versions, you can pick your power and preferred range: the 39.2 kWh battery with up to 305 km driving range. Or the 64 kWh version that delivers up to 484 km range on a single charge.\*

\* Range according to WLTP cycle. Driving range may vary slightly depending on road conditions, your driving style and the temperature. It is also is dependent on the type of tyres equipped. Technical data not final. 0 to 100 km/h acceleration in 7.9 seconds for the 64 kWh battery version and 9.9 seconds for 39.2 kWh version.










# Electric powertrain.

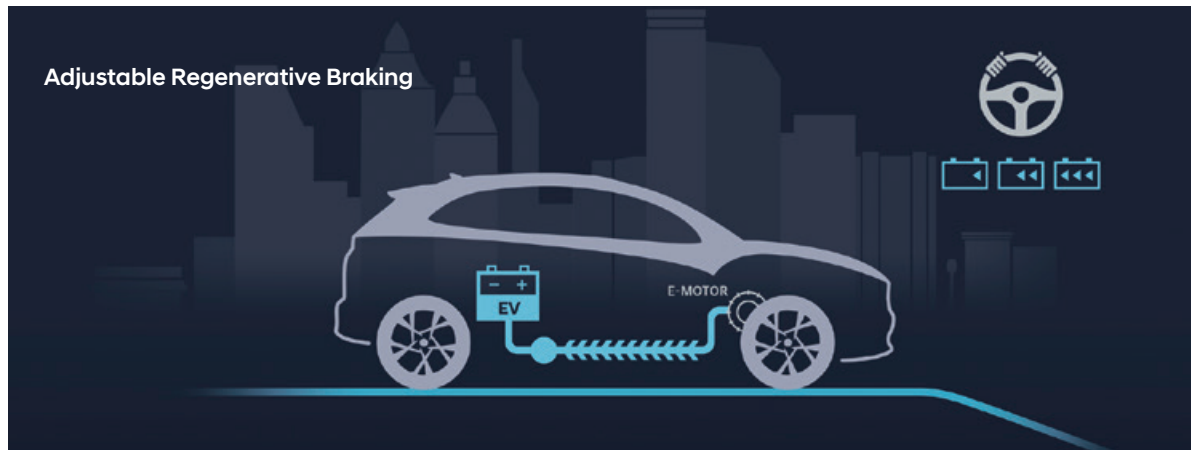
The carefully matched components of the Kona Electric's powertrain have been engineered to provide excellent driving characteristics and a practical everyday driving range. What's more, the specially designed SUV platform enables a space-saving integration of the battery packs without compromising on roominess. The innovative Battery Thermal Management system delivers higher battery efficiency and longer lifetime. It is water cooled through a connection to the A/C system and heated by an electric heating element – which means you enjoy better performance in both hot and cold conditions. And for more efficiency, you have the possibility to switch off the passenger side climate control to save battery power when driving alone.





# Regenerative braking.

Equipped with cutting-edge technology for intelligent driving, the new Kona Electric's regenerative braking system charges the battery while driving by using the electric motor to slow the vehicle. You can regenerate energy and store it in the battery by adjusting the level of regenerative braking with the steering wheel-mounted paddle shifters. The higher the level, the more the car slows and charges the battery when you take your foot off the accelerator. Holding the left paddle shifter activates maximum strength of regenerative braking and you can slow the car to a complete stop in this way without having to press the conventional brake pedal.











Openingstijden  
dinsdag - zondag 11 - 17 uur

Opening hours  
Tuesday - Sunday 11 a.m. - 5 p.m.

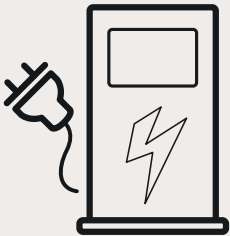
© 2019 H&M. Alle rechten voorbehouden. H&M is een handelsmerk van H&M. H&M is een handelsmerk van H&M. H&M is een handelsmerk van H&M.



# Flexible charging at home and on the road.

Charge at home overnight or top up at a fast charge station on the road. Depending on your grid connection at home or the type of fast charging station you have access to, the Kona Electric gives you a range of flexible possibilities for charging.

When connected to a home wallbox or public AC charging station, it takes 9 hours 15 minutes\* to charge the 64 kW battery pack using the 7.2 kW 1-phase OBC. For the 39.2 kW battery pack, it takes 6 hours\* using the 7.2 kW 1-phase OBC.



## Normal Charging

7.2 kW OBC



64.0 kWh

9 h 15 min\*


39.2 kWh

6 h 00 min\*

\*Charging speed may be limited by the output capacity of the home wallbox or the public charging station.



When using a 100 kW direct current (DC) fast-charger station, Kona Electric's lithium-ion polymer battery only takes about 47 minutes to charge from 10 to 80% state of charge (SOC) for both available powertrain versions. If you connect to a 50 kW station, the charging time for the 39.2 kWh battery is 48 minutes and 64 minutes for the 64 kWh version.



\* From 10% to 80% battery state of charge.





AIRBAG

09:35 Wed, 02.09

Map Navigation Phone Phone projection Voice memo

Media Sounds of nature Valet mode Quiet mode Blue Link

MAP NAV CSEK TRACKY RADIO MEDIA



ON/OFF A/C OFF AUTO

23.0 23.0 23.0 23.0

PASSENGER AIR BAG









# Enjoy plenty of roominess and versatility.

Designed to fit everything you and your busy life can throw at it, the new Kona Electric offers plenty of room for both passengers and cargo with a trunk capacity of 332 litres (VDA). It's also simple to adjust: you can fold down the split rear seats in seconds to get a roomy 1,114 litres of space – perfect for weekend escapes. And depending on what you want to do when you get there, the roof rack railing supports up to 80 kg – so you can mount a roof carrier and take your favourite equipment with you. The traditional shifter has been replaced by the four shift-by-wire buttons, making room for the extra storage space for personal items that can be found underneath the centre console.



Centre console.



Roomy boot capacity.



# Convenience highlights.

Designed to put you in charge and keep you connected, the new Kona Electric is equipped with an abundance of smart tech that makes driving safer and more relaxed – shift-by-wire gear shift controls and a wireless charging tray located conveniently in the centre console.



## Wireless charging.

A wireless charging tray is located conveniently in the centre console. Now you can easily and quickly charge a compatible Qi-enabled smartphone without the hassle of having to plug it in.



## Button type shift-by-wire.

Everything you need, right at your fingertips – switch between drive, neutral, reverse and park by simply using the buttons conveniently located within the centre console. The electric parking brake can be found here as well.





**New 10.25" fully digital cluster.**

One glance is all it takes to see how your driving style is influencing your driving range. Its colour schemes change depending on which drive mode is selected. Choose from Comfort, Eco or Sport. There is also an additional Cube interface design for a different look



# The latest intuitive connectivity.

State-of-the-art connectivity meets elegant design in new Kona Electric's dual big screens. The combination of the 10.25" fully digital instrument cluster and 10.25" centre touchscreen gives the cockpit a high-tech look – and you maximum visibility and control. Glance up and the high-resolution touchscreen with navigation lets you easily see everything from media and maps to weather reports and more. It comes with a free 5 year Bluelink subscription, which includes Hyundai LIVE Services, with real-time traffic, weather and POI information. Apple CarPlay™ and Android Auto™ are on board as well so you can connect your phone and mirror your music, phone and app functions right up on the big screen. And the 8" version of the floating centre touchscreen features wireless phone mirroring, meaning you won't even have to plug in your phone to take advantage of this clever feature.

Apple CarPlay™ is a registered trademark of Apple Inc. Android Auto™ is a registered trademark of Google Inc.



Premium sound system from KRELL.  
\*Available on Premium model only.



8" Display audio with touch screen and wireless phone mirroring.  
\*Available on Executive model.










# Bluelink® Connected Car Services.

Control your car from your smartphone – or with your voice. The new Kona Electric is equipped with the latest upgrade of Bluelink® Connected Car Services – delivering seamless connectivity with online voice recognition and a wide range of features to make your drive more convenient and enjoyable. Additional voice recognition features let you activate and control features like climate settings, infotainment controls and side mirror heating as well as steering wheel heating through a simple voice command. On top of the many clever features you can control with the Bluelink app, a free five-year subscription to Hyundai's LIVE Services is also included with the navigation system.



#### Destination send to car.

Simply get in and press go. If your Kona Electric is equipped with navigation, you can use the Bluelink app to search for destinations while outside of your car. Bluelink then syncs with your navigation system, loading the route so that it is ready to go when you are.



#### Find my car.

Forgot where you parked? No problem. Just open the Bluelink app and the map will guide you there.






#### Remote door lock & unlock.

Forget to lock your car? Don't worry, your Kona Electric will let you know by sending a push notification to your smartphone. Then, after entering your PIN, you can lock or unlock the doors using a button in the BlueLink app.



#### Charging schedule.

A few taps is all it takes to save money. Use the app to program start and stop charging times to make the most of off-peak electricity rates. And to make sure that your car is fully charged when you are ready to go, of course.



#### Charging station finder.

Never worry about running out of battery: The Kona Electric shows you real-time charging station information such as location, connector types and availability.



#### Connected Routing.

Enjoy more accurate traffic information, more precise times of arrival, and more reliable route recalculations so you get there faster. Cloud based navigation uses real-time and historical data for better routing and forecasting.



#### Status Report.

For more peace of mind, you can access a status report of your vehicle.



#### Remote climate settings.

Too cold outside? No problem. You can use the app to pre-heat your car, defrost the windows and activate the steering wheel heating no matter where you are. But when connected to an external power source – like at home in your garage – you can also schedule a time to pre-heat to save battery power that would be needed later to heat the car on the road.



#### Live Parking Information.

Find a parking spot faster for more efficient and stress-free parking. Take advantage of real-time information to find and compare parking options in garages, parking lots and on the street.

\*Available in selected areas



#### Last Mile Navigation.

If you have to park your Kona Electric before you reach your end destination, you can hand over navigation from the car to the app. Your phone will then guide you exactly where you want to go with the help of augmented reality or Google Maps.

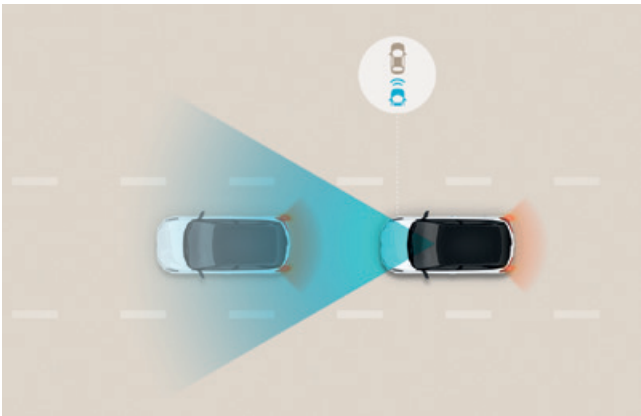








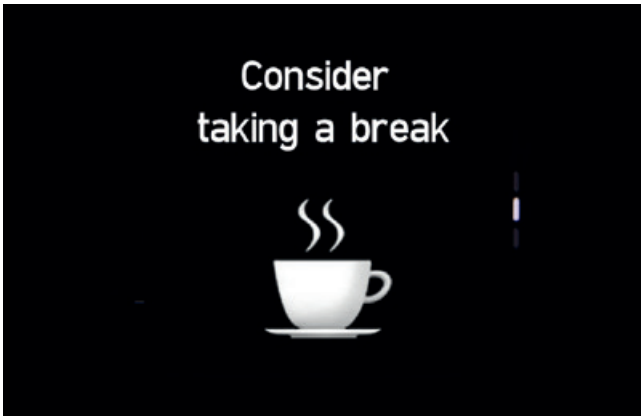
# Hyundai Smart Sense.



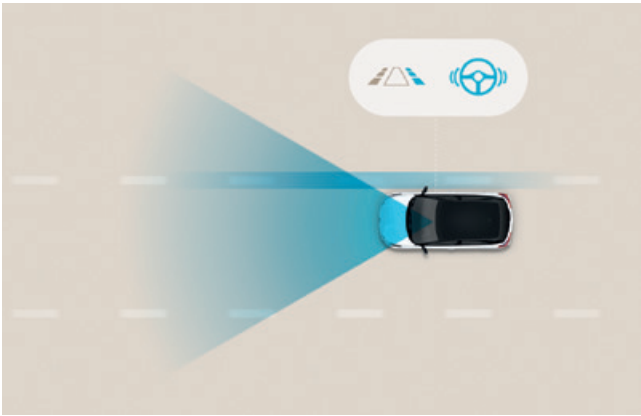
**Forward Collision-avoidance Assist (FCA).**  
The standard FCA system warns you and automatically brakes when a camera detects sudden braking by a car ahead or pedestrians in your path.



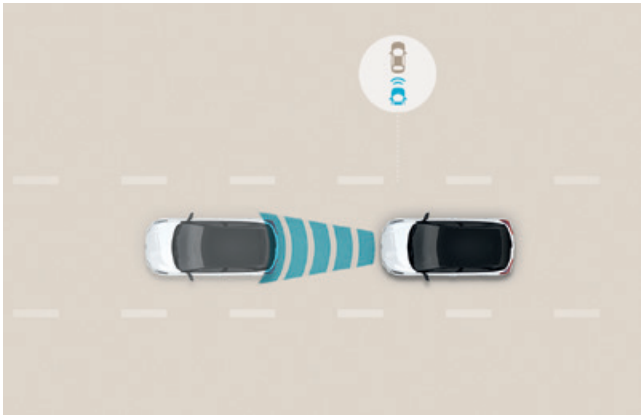
**Lane Following Assist (LFA).**  
When activated, it keeps the vehicle centred in its lane at speeds between 0 and 200 kilometres per hour on highways and city streets.



**Driver Attention Warning (DAW).**  
When a pattern of fatigue or distraction is identified, the system gets your attention with an alert and pop-up message suggesting a break.



**Lane Keeping Assist (LKA).**  
Uses the front camera to monitor the lines of the road. In case of an unintended lane departure, it will warn the driver and can apply counter steering torque to guide the car back to the lane.



**Conventional Cruise Control.**  
More safety and less stress. The ability to maintain road speed without the need for continuous driver pressure on the accelerator.





# Battery pack options and exterior colours.

The new Kona Electric gives you two battery options to choose from to best suit your needs and driving style. What's more, you can mix and match its design to fit your personal style. Now available with 6 new exterior colours, you can choose from a total of 10 exterior colours to complement the eye-catching silhouette. On top of that, you can choose the option of a two-tone roof in Phantom Black. This allows you to further customize your look to create a car perfectly matched to your taste. The exterior colours available for our vehicles will depend on the time and place of their production. Not every colour displayed in this image will be available at all times and/or at all Hyundai points of sale.

64.0 kWh



484 km\*

150 kW (204 PS)

Choose the 64 kWh battery and you'll enjoy truly impressive range of up to 484 km\* and – with a power output of 204 PS – plenty of oomph, too. Or you can opt for the 39.2 kWh battery, which boasts a range of up to 305 km\*, while delivering a punchy 136 PS. Whichever option you go for, you won't have to compromise on space, thanks to clever way the battery packs have been integrated into the overall design.

\* Range according to WLTP cycle. Driving range may vary slightly depending on road conditions, your driving style and the temperature. It is also is dependent on the type of tyres equipped.

39.2 kWh



305 km\*

100 kW (136 PS)



Atlas White  
Two-tone roof in Phantom Black optional



Pulse Red  
Two-tone roof in Phantom Black optional






Phantom Black



Cyber Grey



Dark Knight



Galactic Grey



Ignite Flame



Surfy Blue



Misty Jungle



Dive in Jeju

# Interior colours.

Featuring new colours and materials, the new Kona Electric is available with a one-tone black interior as well as a two-tone grey interior.



Black One-Tone




Grey Two-Tone



Black Cloth



Black Full Leather



Grey Full Leather



# Specifications and dimensions.

Type		64.0 kWh	39.2 kWh
Motor Type		Permanent Magnet Synchronous Motor (PMSM)	Permanent Magnet Synchronous Motor (PMSM)
Max. Power (kW)		150	100
Max. Power (PS)		204	136
Max. Torque (Nm)		395	395
Max. Torque (lb-ft)		290.4	290.4
Battery			
Type		Lithium-Ion Polymer	Lithium-Ion Polymer
Capacity (kWh)		64.0	39.2
Power Output (kW)		170	104
Energy density (kWh/kg)		141.3	124.4
Voltage (V)		356	327
On Board Charger (OBC)			
Max Capacity (kW)		7.2	7.2
Output density (kVA/ℓ)		0.7	0.7
Performance			
Max. Speed (km/h)		167	155
Acceleration 0-100 km/h (sec)		7.9	9.9
CO <sub>2</sub> Emissions / Efficiency / Range			
CO <sub>2</sub> combined (g/km)		0	0
Efficiency (Wh/km)		147	143
Driving Range*		484 km	305 km
Charge Time			
Standard	7.2 kW OBC (10-100%)	Approx 9 h 15 min	Approx 6 h 00 min
Quick Charge	50 kW (10-80%)	Approx 64 min	Approx 48 min
	100 kW (10-80%)	Approx 47 min	Approx 47 min
Weight			
Curb Weight (kg)		1.685 – 1.743	1.535 – 1.593
Roof Rack Load (kg)		80	80
Vertical Load (kg)		100	-

\* Range according to WLTP cycle. Driving range may vary slightly depending on road conditions, your driving style and the temperature. It is also dependent on the type of tyres equipped.  
The exterior colour of the vehicle depicted in the images may not be available for purchase. Please consult your dealer to obtain information on the available products.



Overall Width 1,800  
Wheel Tread 1,564



Overall Length 4,205  
Wheel Base 2,600

Overall Height

1,570



Wheel Tread 1,575

Unit : mm







# Enjoy the best of both worlds.

Having the best of both worlds used to be considered unrealistic – a utopia for dreamers and small children. But technology has changed that. With the new KONA Electric, you can enjoy SUV comfort and versatility with the bonus of an all-electric driving range of up to 484 km\*. A dynamic combination of poise, performance and technology – this SUV feels good in so many ways. Designed to be efficient and look good doing it, its unique style sets it apart from the crowd – but its smart tech puts it miles ahead. So go ahead, enjoy the best of both worlds. You can explore the possibilities online – or just stop by your local Hyundai dealership for a test drive and experience the difference yourself.

\*Range according to WLTP cycle. Driving range may vary slightly depending on road conditions, your driving style and the temperature.

Dealer stamp



The Hyundai 5-Year Unlimited Mileage Warranty applies only to Hyundai vehicles that have been originally sold by an authorized Hyundai dealer to an end-customer, as set out in the terms and conditions of the warranty booklet. 8 years or 160,000 km warranty on vehicle battery unit. Local terms and conditions apply. Contact your official Hyundai dealer for further information.

All the information contained in this brochure is provisional and subject to change without notice and is intended only as preliminary notification. Possible variations in the representation of vehicle colours are due to the limitations of printing technology. The products shown correspond to the offer and the range of equipment for European markets. The vehicles shown in this brochure may be equipped with additional equipment at extra cost, and not all model versions are included in this brochure. Hyundai Motor Europe reserves the right to make changes to technical specifications and equipment content without notice. Please consult your Hyundai dealer for exact details.